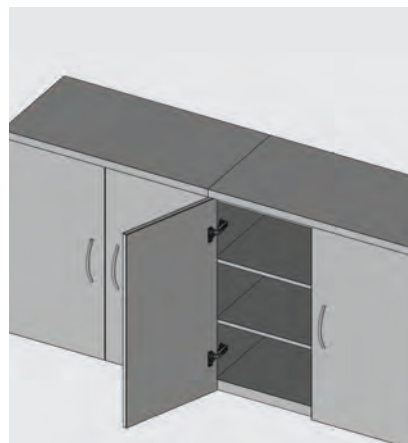


hinge systems

Impro Non Soft Close Hinge



- Opening angle: 110°
- Cup diameter: 35mm
- Cup Depth: 12,54 mm
- Hinge Body: Steel
- Hinge Cup: Steel
- Crank type: 0-9-18 mm
- Finish: Nickel
- Packaging: 125 Pieces
- Tool free and simple assembling and disassembling of the cabinet doors. Only one touch on the Track mechanism is enough to release and fix the cabinet doors.
- The eccentric part covering the hinge's body adds a forward and backward adjustability of 4mm.



Cranking	0 mm.
----------	-------

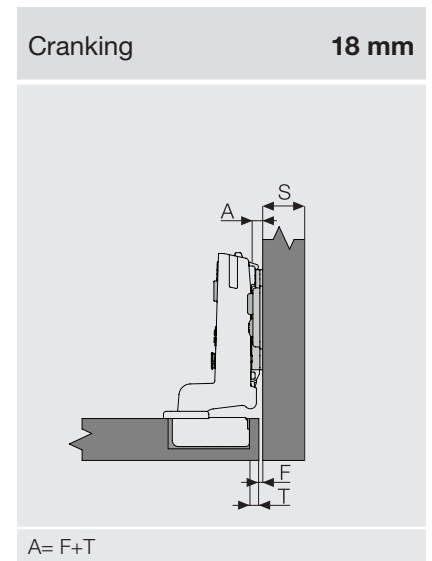
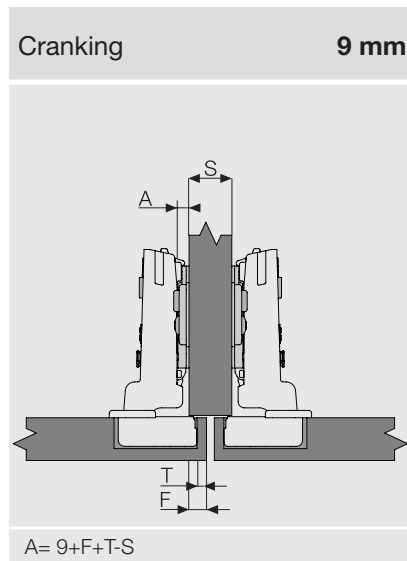
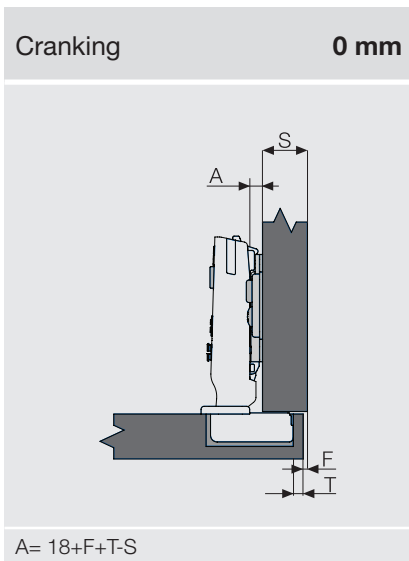
Description	Code
Chipboard Screw "52mm."	10101313
Ø10 Dowel "52mm."	10101312

Cranking	9 mm.
----------	-------

Description	Code
Chipboard Screw "52mm."	10101323
Ø10 Dowel "52mm."	10101322

Cranking	18 mm.
----------	--------

Description	Code
Chipboard Screw "52mm."	10101333
Ø10 Dowel "52mm."	10101332



Calculation Table

Cranking 0 mm

S	Wall Thickness	18	16			
A	Thickness of Distance	5	7	7	7	9
F	Minimum Gap	1	1	2	1	2
T	Cup Distance	4	6	5	4	6

Cranking 9 mm

S	Wall Thickness	18	16			
A	Thickness of Distance	5	7	7	7	-
F	Minimum Gap	10	10	11	9	10
T	Cup Distance	4	6	5	4	4

Cranking 18 mm

A	Thickness of Distance	5	7	7		
F	Minimum Gap	1	1	2		
T	Cup Distance	4	6	5		

