

Specifications


- Improved soft closing system guarantees smooth running
- 40 kg dynamic load capacity
- 116 mm backboard height
- White and Grey colour options
- Wood backboard thickness 16 mm
- 270/300/350/400/450/500/550/600 mm drawer length
- Smart-click; Front panel toolless assembly/disassembly.
- Smart-fit; Easy toolless drawer removal and fitting.
- Long service life

Package:

1. Smartbox slide (right-left)
2. Smartbox side (right-left)
3. Backboard holder (right-left)
4. Inner Drawer Front Connectors (2 pcs)
5. Decorative cover (2pcs)
6. Gallery Rails (Set 2)
7. Drawer Bottom Panel Holder

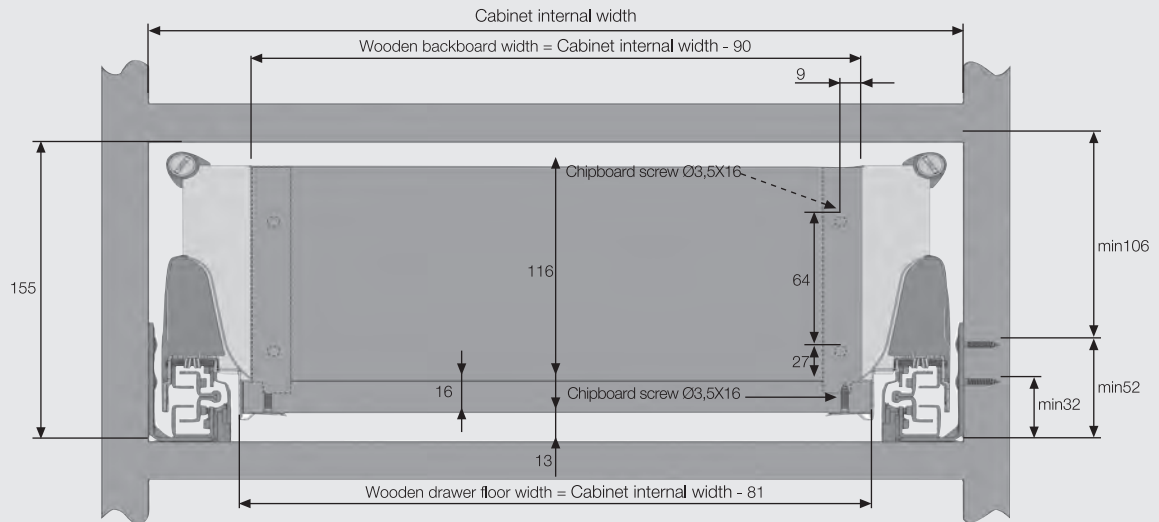
Drawer Set			
Nominal Size	Packaging Type	Colour Grey	Colour White
270mm.	1 Set	6500286	6500260
300mm.	1 Set		6500261
350mm.	1 Set	6500288	6500262
400mm.	1 Set		6500263
450mm.	1 Set	6500290	6500264
500mm.	1 Set	6500291	6500265
550mm.	1 Set		6500266
600mm.	1 Set		6500267

Front Panel			
Nominal Length	Packaging Type	Colour Grey	Colour White
1069mm.	Ea	12791731069	12791711069

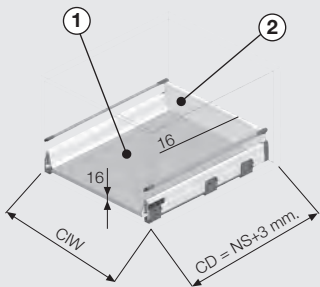


Drawer set contains front Inner Drawer Front Connectors, but front panels need to be ordered separately

Requirement for Place In The cabinet

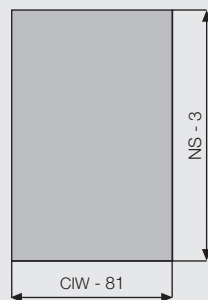


Wooden Backboard Application

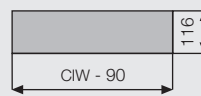


- CD** Cabinet Depth
- CIW** Cabinet Internal Width
- NS** Nominal Size
- MB** Metal Backboard

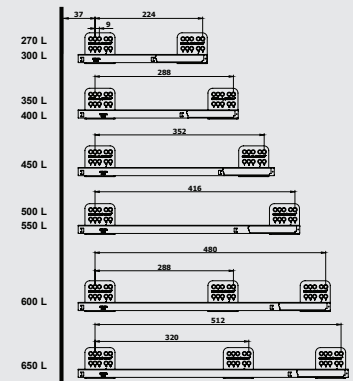
1. Wooden Drawer Floor Width



2. Wooden Backboard



Screw Locations for the Slides



* All dimensions in the diagram are in mm.