

Specifications

- Improved soft closing system guarantees smooth running
- 40 kg dynamic load capacity
- ± 2 mm up/down, ± 1.5 mm right/left adjustable
- 116 mm backboard height
- White and Grey colour options
- Wood backboard thickness 16 mm
- 270/300/350/400/450/500/550/600 mm drawer length
- Smart-click; Front panel toolless assembly/disassembly.
- Smart-fit; Easy toolless drawer removal and fitting.
- Long service life

Package:

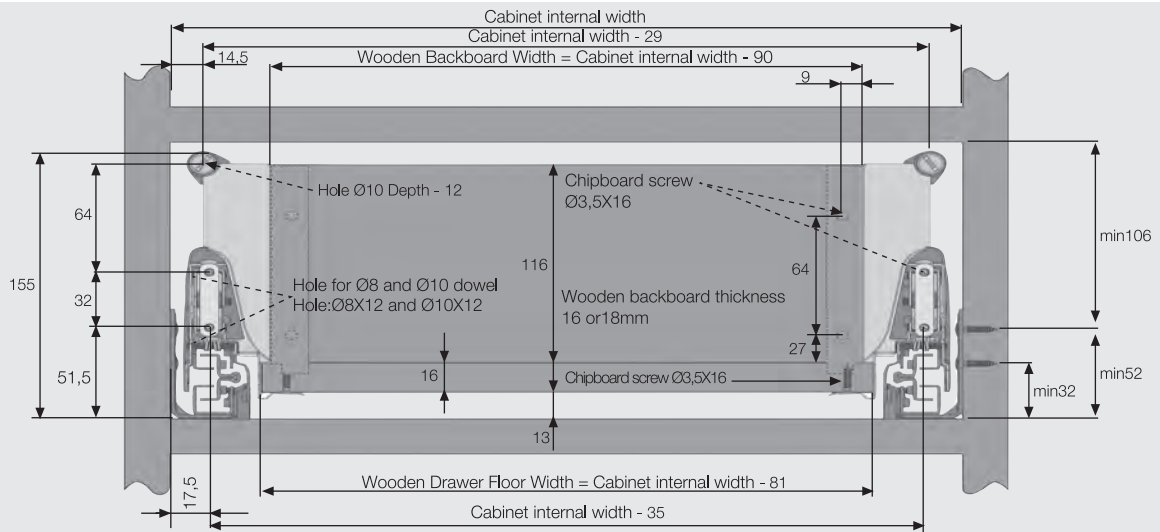
1. Smartbox slide (right-left)
2. Smartbox side (right-left)
3. Backboard holder (right-left)
4. Front connector pieces (2 pcs)
5. Decorative cover (2pcs)
6. Gallery Rails (Set 2)

Drawer Set

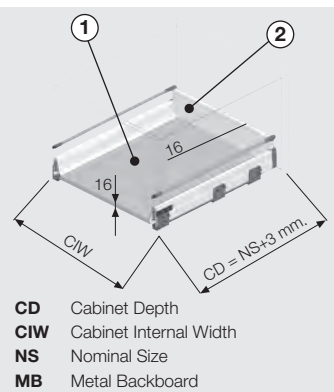
Nominal Size	Packaging Type	Colour Grey	Colour White
270mm.	1 Set	6500056	6500040
300mm.	1 Set		6500041
350mm.	1 Set	6500058	6500042
400mm.	1 Set		6500043
450mm.	1 Set	6500060	6500044
500mm.	1 Set	6500061	6500045
550mm.	1 Set		6500046
600mm.	1 Set		6500047



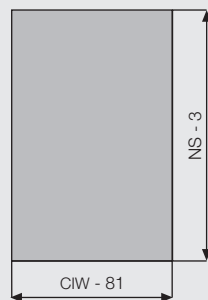
Requirement for Place In The cabinet



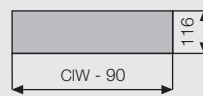
Wooden Backboard Application



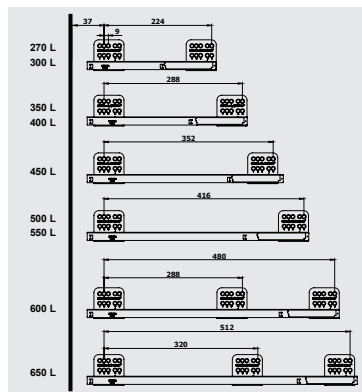
1. Wooden Drawer Floor Width



2. Wooden Backboard



Screw Locations for the Slides



* All dimensions in the diagram are in mm.