

Specifications

- Improved soft closing system guarantees smooth running
- 40 kg dynamic load capacity
- ± 2 mm up/down, ± 1.5 mm right/left adjustable
- 180 mm backboard height
- White and Grey colour options
- Wood backboard thickness 16 mm
- 350/400/450/500mm drawer length
- Smart-click; Front panel toolless assembly/disassembly.
- Smart-fit; Easy toolless drawer removal and fitting.
- Long service life

Package:

1. Smartbox slide (right-left)
2. Smartbox side (right-left)
3. Backboard holder (right-left)
4. Front connector pieces (2 pcs)
5. Decorative cover (2pcs)
6. Gallery Rails (Set 2)
7. Plexi side panels or Steel side panels H:112 (Set 2)


Drawer Set with Plexi Sides

Nominal Size	Packaging Type	Colour Grey	Colour White
350mm.	1 Set		6500120
400mm.	1 Set		6500121
450mm.	1 Set	6500140	6500122
500mm.	1 Set	6500141	6500123

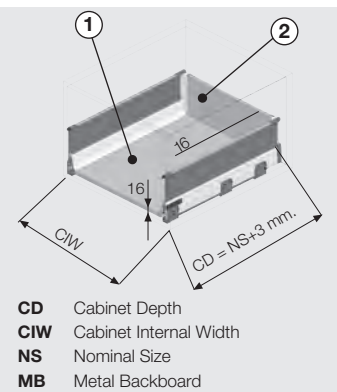
Drawer Set with Steel Sides

Nominal Size	Packaging Type	Colour Grey	Colour White
450mm.	1 Set	6500144	6500127
500mm.	1 Set	6500145	6500128

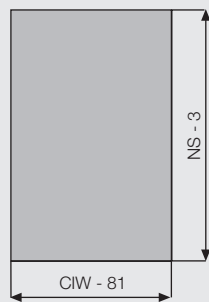
Requirement for Place In The cabinet




Wooden Backboard Application



1. Wooden Drawer Floor Width



2. Wooden Backboard



Screw Locations for the Slides

